
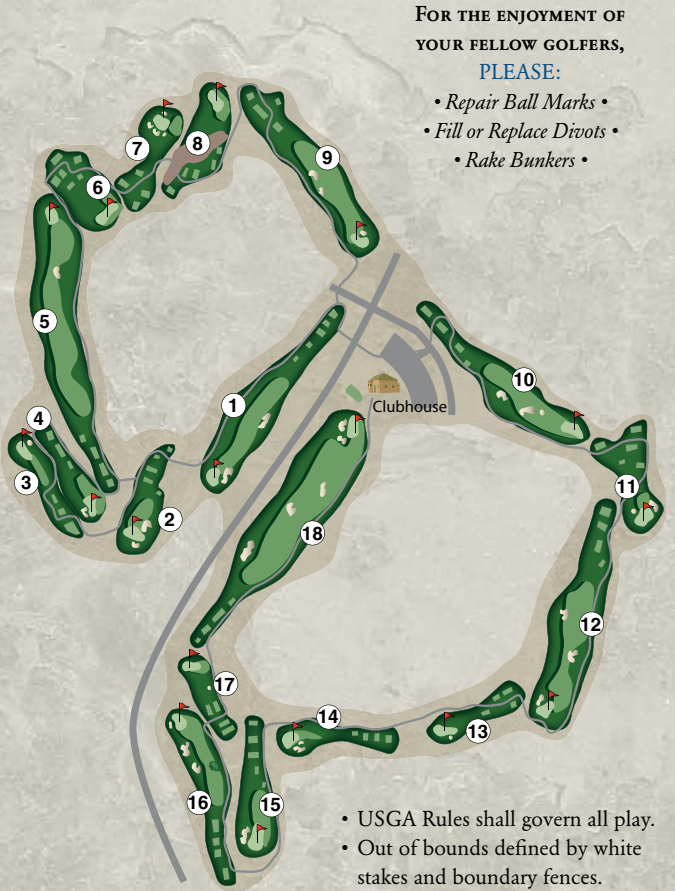


<p><b>1</b> Par 4</p>	<p>Generous landing area on this opening hole. Ideal position is left center. Tee shots hit to the right cannot see the green.</p>	
<p><b>2</b> Par 3</p>	<p>Play to the right side of green on this downhill par three. Balls hit to the right will tend to kick left. Hidden bunker behind green.</p>	
<p><b>3</b> Par 3</p>	<p>Avoid left side of green on this difficult par three. This long narrow green requires an accurate shot.</p>	
<p><b>4</b> Par 3</p>	<p>Number four plays with the prevailing wind. Large two-tiered green. Take one more club to reach top tier.</p>	
<p><b>5</b> Par 5</p>	<p>Play tee shot towards directional pole on this long par five. Play to left side of fairway on approach shot.</p>	
<p><b>6</b> Par 3</p>	<p>Very wide and shallow green is not visible from the tee. Large ridge runs down center of green. Check pin location.</p>	
<p><b>7</b> Par 3</p>	<p>Play one less club on the scenic, downhill par three. Hidden bunker awaits behind green.</p>	
<p><b>8</b> Par 3</p>	<p>Play towards right side of green on this par three. Any ball short left may roll down to bottom.</p>	
<p><b>9</b> Par 4</p>	<p>Play left of bunkers off the tee for best view of green. Second shot plays downhill.</p>	



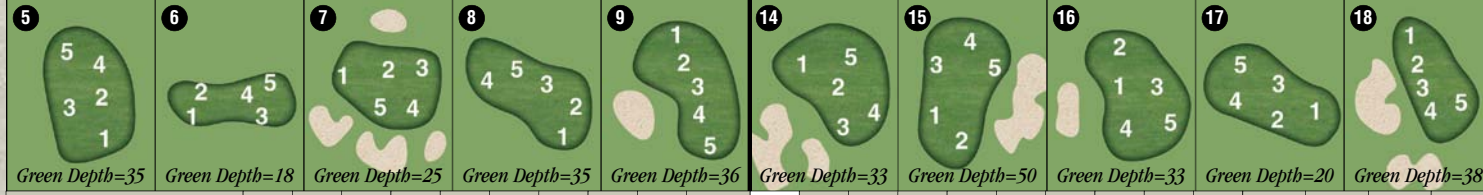
*A Truly Unique Public Golf Course*

**DESIGNED BY ROBERT TRENT JONES JR.**

5900 SIGNAL HILL DR. • DUBLIN, CA 94568  
 (925) 556.7040 • (925) 556.7045 FAX  
 WWW.DUBLINRANCHGOLF.COM

*Robert Trent Jones Jr. & Don Knott - Golf Course Designers*

- USGA Rules shall govern all play.
- Out of bounds defined by white stakes and boundary fences.
- Golf carts must stay on paths on all par 3 holes.



HOLE	1	2	3	4	5	6	7	8	9	OUT	INITIAL	10	11	12	13	14	15	16	17	18	IN	TOT	HCP	NET
BLUE	M 64.6/108 L 68.0/108	392	177	208	160	549	157	159	198	404	2404	425	213	460	180	194	224	315	143	521	2675	5079		
WHITE	M 61.5/105 L 66.8/110	368	155	180	133	518	146	133	159	365	2157	370	178	398	143	172	191	273	129	494	2348	4505		
PAR		4	3	3	3	5	3	3	3	4	31	4	3	4	3	3	3	4	3	5	32	63		
RED	M 59.2/100 L 63.2/105	346	128	140	117	481	124	130	154	318	1938	277	142	331	119	148	161	251	92	458	1979	3917		
GOLD	60.4/99	315	105	127	91	446	114	100	132	281	1711	246	119	301	86	128	131	221	91	421	1744	3455		
HANDICAP		9	15	3	11	1	13	17	5	7		10	12	6	18	8	2	14	16	4				

Scorer: \_\_\_\_\_ © Golf ScoreCards, Inc. 4/2012 1-800-238-7267 Attest: \_\_\_\_\_ Date: \_\_\_\_\_  
 Sprinkler heads are marked on Par 4 & 5's All yardages are measured to center of green. Directional poles are provided to indicate yardage to green and ideal path from tee to green. Gold/White=250 • Blue/White=200 • Black/White=150 • Red/White=100

**10** Par 4 Play left of bunkers on this uphill par four. Green is narrow and deep. Check pin location and play to right center of green to avoid trouble left. 

**11** Par 3 This beautiful downhill par three has a deep bunker right and out of bounds left is very close to green. 

**12** Par 4 Number twelve plays downhill and downwind. Lay up short of fairway bunker left. Green has two tiers. 

**13** Par 3 This short par three plays into the prevailing wind. Deep grass bunker will catch shots short of green. 

**14** Par 3 The toughest of our par threes, #14 plays into prevailing wind. Play tee shot right of bunkers to allow for wind and slope of approach. 

**15** Par 3 Spacious par three plays downhill and downwind. Play to left front of green to allow for roll onto the green. 

**16** Par 4 Short par four requires accurate tee shot to avoid bunkers and provide best approach to green. From back tee it is 226 yards to small tree on right. 

**17** Par 3 Deceptive par three plays into wind and requires proper club selection. Favor right side of green to avoid trouble left of green. 

**18** Par 5 Outstanding finishing hole with split fairway. Play down the right side for the best approach to green. Beware tall rough all down right side. 